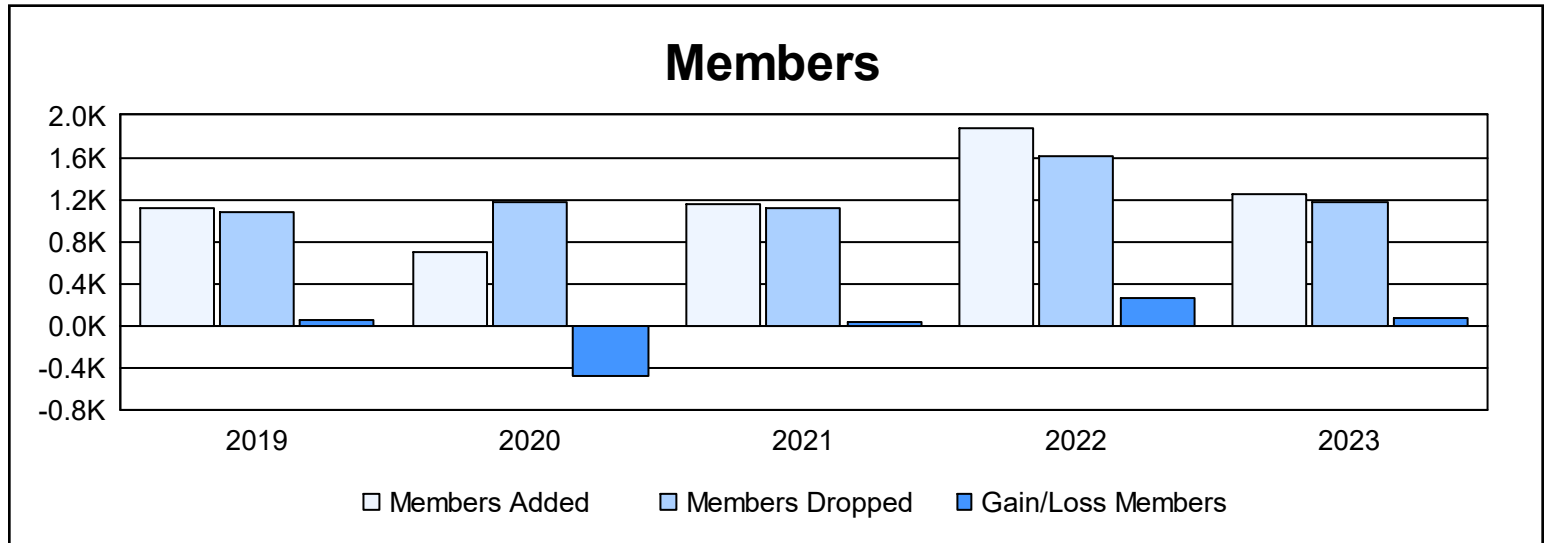
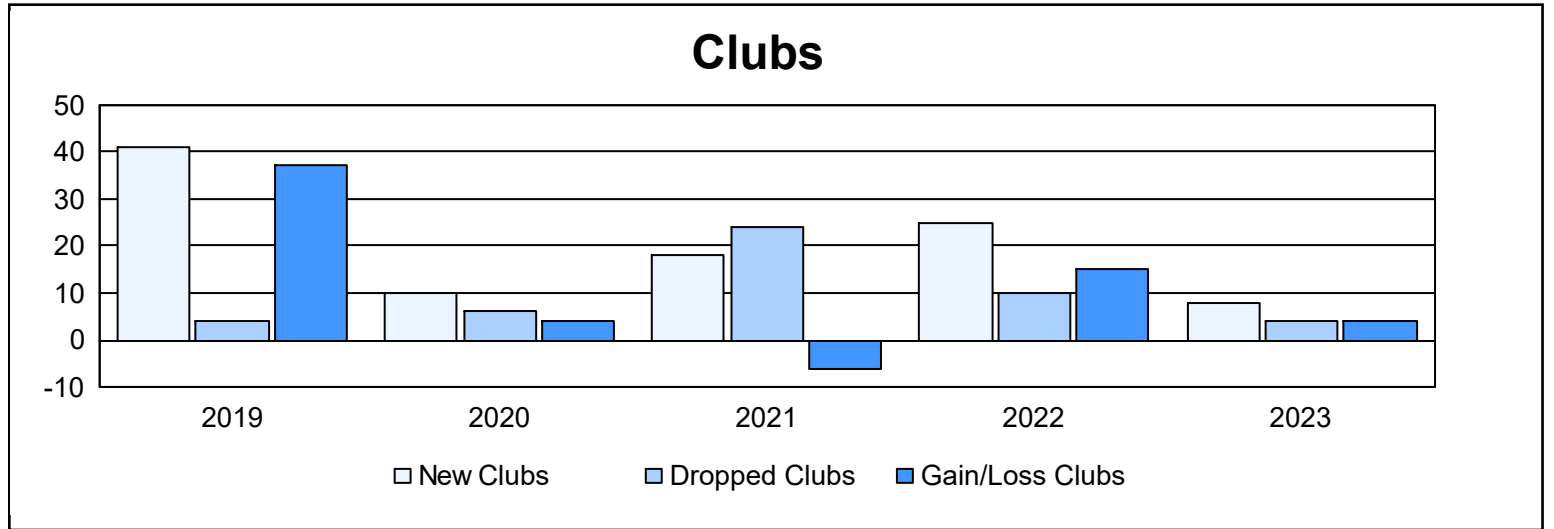
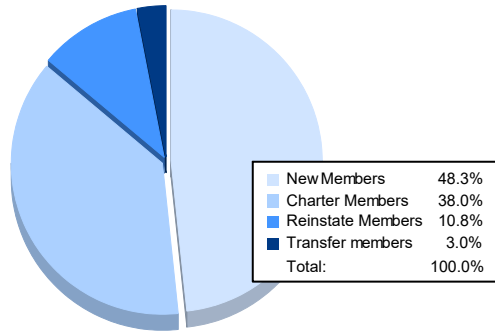


Year	New Clubs	Dropped Clubs	Gain/Loss Clubs	New Members	Charter Members	Reinstate Members	Transfer Members	Total Member Added	Total Members Dropped	Gain/Loss Members
2018-2019	41	4	37	481	572	59	11	1,123	1,070	53
2019-2020	10	6	4	332	276	80	7	695	1,174	-479
2020-2021	18	24	-6	676	440	32	2	1,150	1,113	37
2021-2022	25	10	15	873	812	142	40	1,867	1,613	254
2022-2023	8	4	4	600	472	134	37	1,243	1,166	77
Average	20	10	11	592	514	89	19	1,216	1,227	-12



Membership Composition June 2023 Cumulative



Gender Composition June 2023 Cumulative

